

# BIRCHER REGLOMAT



sensing the future



## ProLoop

Loop detector for commercial, industrial doors and gates, car parks and parking bollards

### Intelligent, simple, compact

- Short installation time thanks to easy programming and simulation capability
- Versatile usable due to a multitude of functions and flexible settings
- Programing – Easy and self explaining
- Automatic measurement and display of the loop inductivity
- Simple trouble shooting – Error is immediately shown on LCD display

# ProLoop

## Loop detector for commercial, industrial doors and gates, car parks and parking bollards

### Detection with system

Every loop detection operation is performed with total reliability when using the ProLoop. The ProLoop system monitors and evaluates using induction wire loops laid in the ground and in this way recognizes metal vehicles of all types: Bicycles, cars, forklifts, trucks or truck/trailer combinations with drawbars are detected with precision. The intuitive operating and display concept makes the ProLoop user-friendly and guarantees the highest levels of reliability because the loop is electrically isolated from the detector.

### ProLoop – there's nothing easier


Intelligent software and compact design makes the operation and start-up extremely easy. The 11-pin connection version of the ProLoop allows an easy and fast upgrade of your existing loop system simply by plugging the new unit onto the existing bases.



## Your benefits


### Fast Setup

The programming is easy to understand. With the two buttons and the LCD display, the operation of the ProLoop is very user friendly.



### Easily serviced and monitored

The operating mode and parameters can be simply checked at a single glance on the easy-to-read LCD display unit.



### Individually adjustable

Adjustment using the optimized sensitivity adjustment in 9 levels.




### Integrated measuring device

Automatic measurement and display of loop inductivity.



### Programmable at any time

The functions can rapidly be adjusted: timing delays and other parameters can be individually programmed.



### Power failure safety

The situation which existed before the power failure is reliably stored. After the power has been re-established, the current value is compared with the stored value and the outputs are switched according to the loop activation.



## Additional accessory

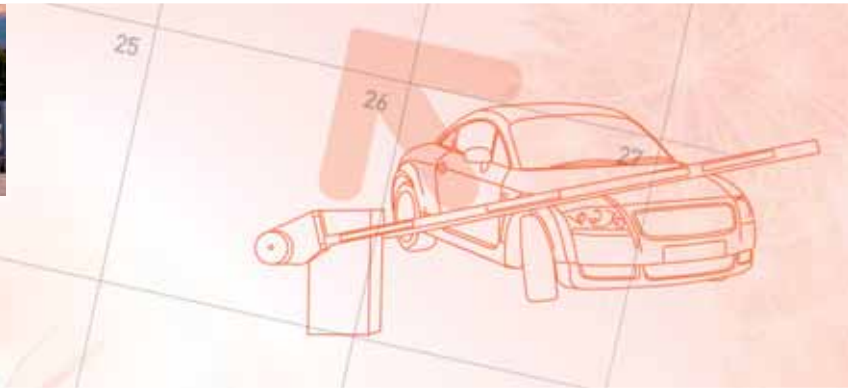
The pre-assembled induction loop is an important component of the loop detection system. It is laid in the ground and can be supplied in different sizes. Replacement bases are available for the 11-pin ProLoop (DIN rail profile).



Plug-in base (11-pin)



Pre-assembled loop



## Applications

### Situation

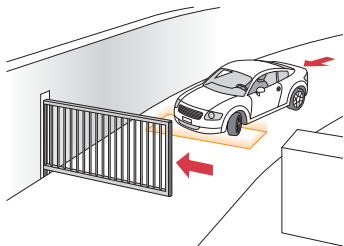
Used with sliding gate

### Solution

- The opening and closing of gates in inside and outside areas

### Benefits

- Contact-free activation of gate installations
- Reacts with all metal vehicles



### Situation

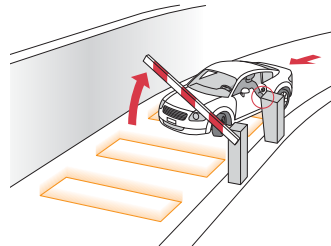
Used in barrier installations

### Solution

- The opening and closing of barriers at entrances and exits of parking installations
- Activation of parking ticket machines

### Benefits

- For displaying occupancy in car parks
- The opening pulse of the barrier can also be used for counting



### Situation

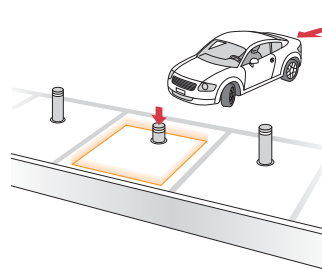
Use with bollards

### Solution

- Activation of bollards at entrances, car parks, streets and pedestrian zones
- Prevents false tripping when the bollard is activated

### Benefits

- No collision between the vehicle and the bollard, even after a power failure
- Direction logic function prevents inadvertent activation



### Situation

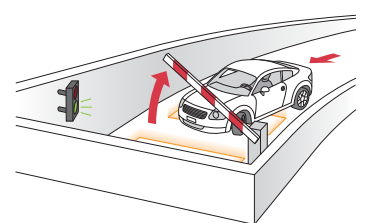
Entrance at gates with traffic light system

### Solution

- Control of gates and light signals at entrances and bottlenecks with poor visibility

### Benefits

- Well-defined control of traffic
- Targeted activation by directional logic
- Reduced waiting times due to optimized traffic flow



## Order details



Article no.	Description
<b>DIN rail version</b>	
219 949	ProLoop, 94–240 V AC 1-loop detector with 2 relay outputs
219 945	ProLoop, 94–240 V AC 1-loop detector with 2 relay outputs and alarm output
219 956	ProLoop, 94–240 V AC 2-loop detector with 2 relay outputs
219 952	ProLoop, 94–240 V AC 2-loop detector with 2 relay outputs and alarm output
219 948	ProLoop, 24 V AC/DC 1-loop detector with 2 relay outputs
219 942	ProLoop, 24 V AC/DC 1-loop detector with 2 relay outputs and alarm output
219 954	ProLoop, 24 V AC/DC 2-loop detector with 2 relay outputs
219 951	ProLoop, 24 V AC/DC 2-loop detector with 2 relay outputs and alarm output

<b>11-pin connection version</b>	
224 484	ProLoop11, 115 V AC, without plug-in base 2-loop detector with 2 relay outputs
224 485	ProLoop11, 230 V AC, without plug-in base 2-loop detector with 2 relay outputs
224 483	ProLoop11, 24 V AC/DC, without plug-in base 2-loop detector with 2 relay outputs
224 481	ProLoop11, 115 V AC, without plug-in base 1-loop detector with 2 relay outputs
224 482	ProLoop11, 230 V AC, without plug-in base 1-loop detector with 2 relay outputs
224 480	ProLoop11, 24 V AC/DC, without plug-in base 1-loop detector with 2 relay outputs
209 745	Plug-in base BSF-11 for ProLoop 11



<b>Accessories</b>	
213 928	Pre-assembled loop, loop circumference = 19.6 ft (6 m), Supply cable = 32.8 ft (10 m)
213 929	Pre-assembled loop, loop circumf. = 19.6 ft (6 m), Supply cable = 49.2 ft (15 m)
213 940	Pre-assembled loop, loop circumf. = 26.2 ft (8 m), Supply cable = 16.4 ft (5 m)
213 904	Pre-assembled loop, loop circumf. = 39.3 ft (12 m), Supply cable = 39.2 ft (15 m)
	Other dimensions on request: Loop circumf. min. 32 ft 6 m, max. 82 ft (25 m); Supply cable max. 164 ft (50 m)



## Your contact

**Bircher America Inc.**  
909 East Oakton Street  
Elk Grove Village, IL 60007  
USA

Phone +1 800 252 1272  
Fax +1 847 952 2005  
sales@bircherreglomat.com  
www.bircherreglomat.com

## Technical specifications

### Mechanical data

<b>Housing</b>	DIN	For DIN rail mounting Material PA red-grey
	11-pin	Lower part with 11-pin connector, material PA black; hood, material PPE red
<b>Dimensions</b>	DIN	0.89" × 3.70" × 3.54" [W x H x D] (22.5 × 94 × 90 mm) [W x H x D]
	11-pin	1.42" × 2.91" × 3.46" (W x H x D) 36 × 74 × 88 mm (W x H x D)
<b>Weight</b>	DIN	5 oz (140 g)
	11-pin	3.5 oz (100g) [24 V], 6.5 oz (185g) [115/230V]
<b>Type of connection</b>	DIN	Clamp-type terminals
	11-pin	11-pin connector
<b>Loop supply cable</b>		Max. 650 ft (200 m), AWG 15 (∅ 1.5 mm <sup>2</sup> ), Min. 6 twists per ft (20 twists per meter)

### Electrical data

<b>Supply voltage</b>	DIN	24 V AC -20% to +10% 84 mA 24 V DC -10% to +20% 84 mA 94–240 V AC ±10%, 50/60 Hz, 23 to 12 mA
	11-pin	24 V AC -20% to +10% 50 mA 24 V DC -10% to +20% 50 mA 115 V AC -15% to +10% 30 mA 230 V AC -15% to +10% 16 mA
<b>Power consumption</b>	DIN	Max. 2 VA
	11-pin	24 V, 1.2 VA, 115/230 V AC, 3.7 VA
<b>On duration</b>		100%
<b>Loop inductivity</b>		Max. 40–1000 µH Ideal 80–300 µH
<b>Frequency range</b>		20 – 100 kHz in 4 stages
<b>Sensitivity</b>		Frequency modulation: 0.01 – 4.00% in 9 stages
<b>Hold time</b>		Infinite (factory setting), or according to programming (2 independent time bases)
<b>Loop resistance</b>		< 8 Ohm incl. supply cable
<b>Output relay</b>	DIN	Loop: 230 V AC, 2A, AC1 Alarm: 60 V AC, 0.3 A, AC1
	11-pin	230 V AC, 2A, AC1
<b>Reaction time</b>		1-loop device 150 ms (dynamic) 2-loop device 300 ms (dynamic)
<b>Compliance</b>		R&TTE 1999/5/EC

### Ambient conditions

<b>Type of protection</b>	DIN	IP20
	11-pin	IP40
<b>Operating temps.</b>		–4 °F to +140 °F (–20 °C to +60 °C)
<b>Storage temperature</b>		–40 °F to +160 °F (–40 °C to +70 °C)
<b>Humidity</b>		< 95 %, no condensation

### Note

Technical details and recommendations on our products are based upon experience and represent guidelines for the user. Details in brochures and specification sheets do not guarantee any special product features, apart from those which we confirm in individual cases. We reserve the right to make changes as the result of technical developments.